

# WALK-IN APREJO WITH LIGHT EFFECTS

MAGIC, THAT BECOMES VISIBLE.

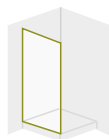
Experience unique shower comfort with magical lighting atmosphere. Glass walls become works of art in the finest craftsmanship - spectacularly staged with LED lights in white and all RGB colours.

- Standard at the highest level
- 25 year warranty
- Spare part post-purchase warranty up to 30 years
- Easy installation
- On request measurements and installations can be carried out by the PALME customer service
- Tested according to DIN EN 14428 CE.



**Glass:** 8 mm tempered safety glass transparent **with laser engraving.**

**Doors:**



Walk-In dividing wall

**Comfort-features:**



PALM.isi-clean  
Easy-clean surface



PALM.care (optional)  
Antibacterial profile



PALM.free  
Barrier-free



PALM.magic  
Ambient-lights

**Possible**

**wall mountings:**

Vario Continuous wall mounting profile with 10 mm adjustment range.

**2 floor solutions are available for choice:**

Barrier-free | discreet 4 mm floor strip

**LED:**

Dimmable, 24 Volt LED - low power consumption, waterproof IP66

**LED light colours:**

In all RGB colours

**Accessories (optional):**

Ambient-light, wall panel system

**Standard height:**

2.000 mm + 30 mm support brace

**Possible widths:**

Up to 1.600 mm

**Customised production:**

Intermediate widths are without extra charge

Tel. (AUT): +43 7719 / 8585-0  
Tel. (DE): +49 8503 / 36299-30  
E-Mail: palme@palme.com  
[www.palme.com](http://www.palme.com)

 **PALME** First Glass  
Shower Comfort.



## INSTALLATION SITUATION:

### WITH WALL CONNECTION:



Partition wall

### WALL PROFILE:




VARIO 10 mm adjustment range

### FLOOR SOLUTION:



Barrier-free  
without splash rail



discreet splash rail  
(4 mm high)


*optional splash rail: For splash  
protection in an unobtrusive design.*

### SPECIAL FEATURE:

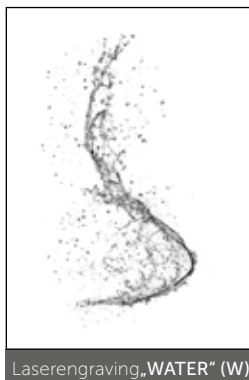


Illuminated laser engraving

### LASER ENGRAVING MOTIFS :



Laserengraving „STRIPE“(S)



Laserengraving „WATER“(W)

## DESIGN GLASSES WITH LASER ENGRAVING (8 mm tempered safety glass):



## PROFILE- AND HANDLE COLOURS:



## ACCESSORIES:



*Lighting in the wall profile is included as standard to make the laser engraving glow.*

## RE-COVER WALL COVERING:

Our Re-Cover wall covering makes completely new and simple ways of your wet areas' interior construction possible! In combination with discreet aluminium-end profiles it is possible to create a completely new atmosphere within no time.

### Product-information

Aluminium-composite-wall covering with various decors and dimensions, combined with a decent aluminium end profile.

- Super easy to work with
- Abrasion-resistant, scratch-resistant, chemical-resistant, colour stable and food-safe
- Ideal for renovations: direct application on cleaned old tiles possible
- Fit accuracy at the joints
- Best cleaning comfort
- Optional also available with antibacterial PALM.care surface
- Standard at the highest level
- Easy mounting
- functional, economical and innovative solution
- Fast delivery service: Selected products can be delivered within 72 hours
- On request installations can be carried out by the PALME customer service
- Tested according to DIN EN 14428 CE.

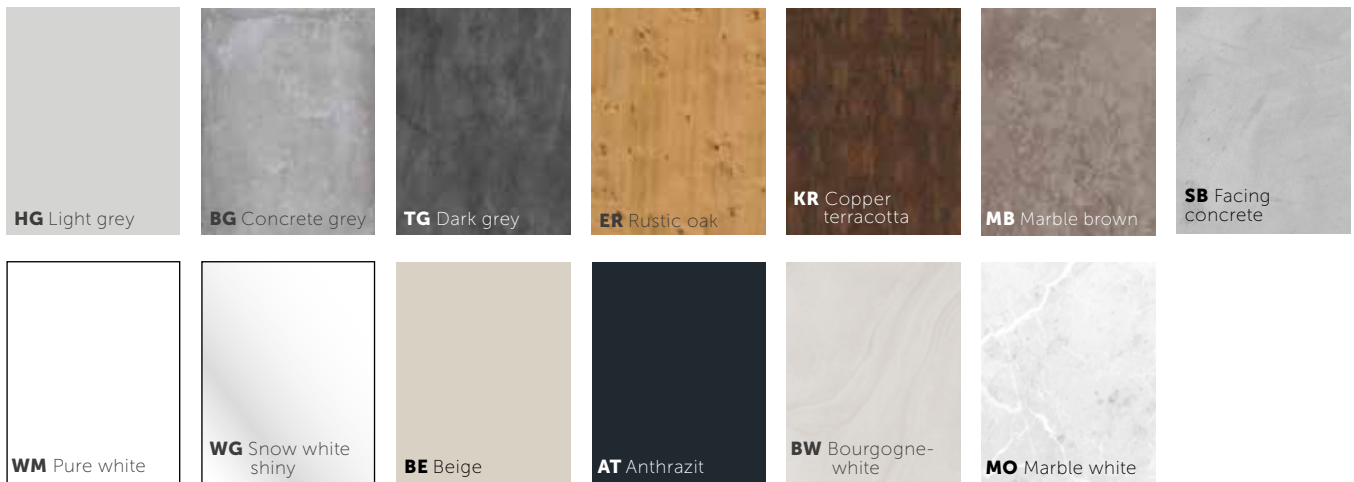
### Material, dimensions

- 6 mm Aluminium-composite-wall panels
- Format: 240 x 2600 mm, 490 x 2.600 mm, 1.000 x 2.600 mm, 1.250 x 2.600 mm, 1.500 x 2.600 mm

Custom formats and customised productions are possible!

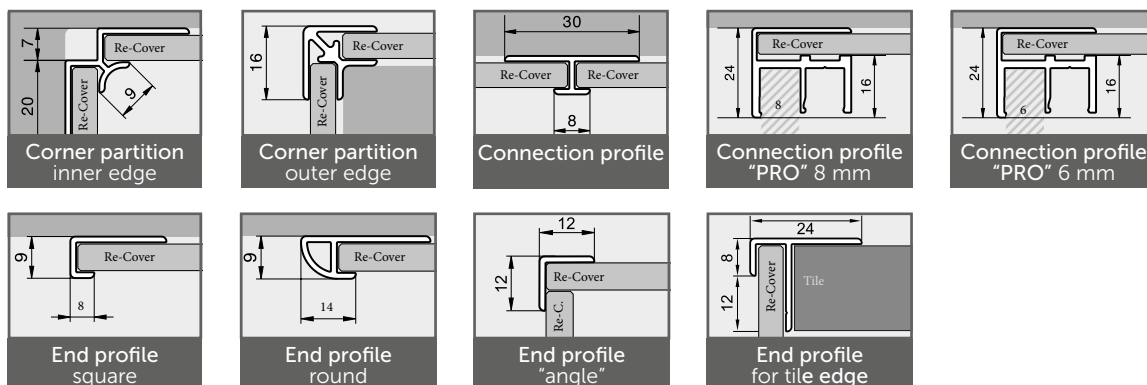


### Colours and decors



Custom colours and photo scenes are possible!

### Profile



Tel. (AUT): +43 7719 / 8585-0  
 Tel. (DE): +49 8503 / 36299-30  
 E-Mail: palme@palme.com  
[www.palme.com](http://www.palme.com)

**PALME** First Glass Shower Comfort.

